

# Fluffo (L)



Meet Fluffo and discover the potential of your walls! Choose your wall panels from our extensive offer full of fantastic shapes and colours. Create your own wall arrangement and give your interior a warmer, more intimate character.

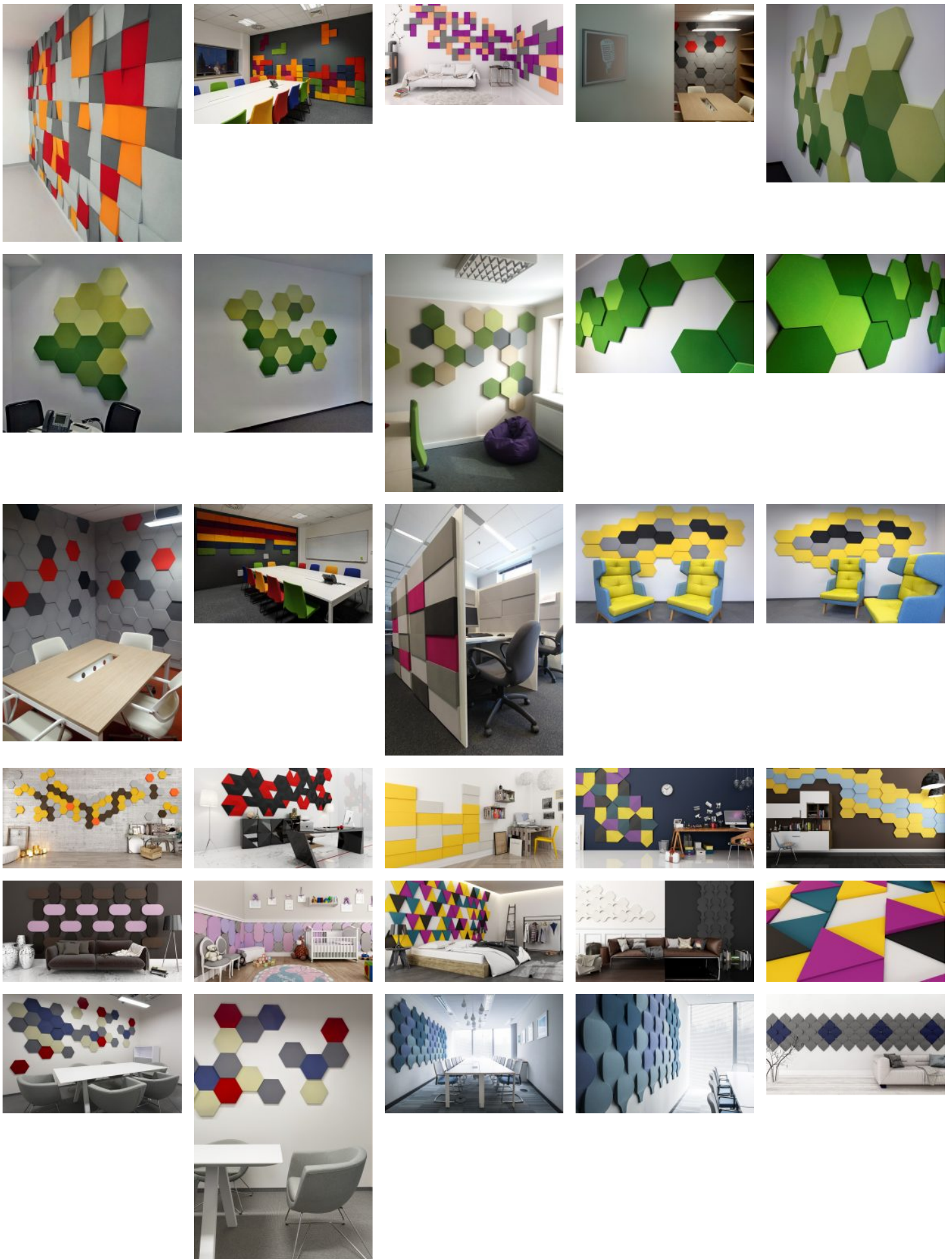
## IMAGES



**Fluffo Bounce**

Fluffo bounce placed in 2 different directions with 3 colour combinations  
Gooseberry, Grey and Aluminium







**Fluffo Dots**

Shown here Fluffo dots in varying thicknesses, dots are available in 20, 30, 40 and 50mm thick options



# SHAPES



**Bounce**

Bold curves and concavities, ovals and sharp edges. Pronounced differences of thickness within one panel, when arranged have a very strong 3D effect. Its many arches and curves, will play a leading role in a simple geometric interior.



**Caro**

Classic and elegant motive in a modern design. In the hands of a skilled designer, it transforms into a unique composition. It will perform well both in compact and loose arrangements.



**Chain**

Simple shape, but extremely glamorous design. The convex middle part of the panel adds some body and density. It works great in an arrangement which does not require side trimming. We recommend it in a bicolor set with one dominant colour and accents created by the other on a few selected panels.



**Chevron**

Very modern, bold design with striking 3D effect. Recommended for modern interiors where sharp shapes interact with straight lines. Perfect as a scattered arrangement of single, eye-catching shapes coming together in a modern design. Unconventional pattern with great potential to explore the possibilities of the Fluffo colour palette.



**Cube**

A simple form with great potential for interesting arrangements. Our Cube is a square cut at an angle. You can play with the 3D effect thanks to the difference in thickness of its opposite edges. It works well on wide wall surfaces where the spatial dimension effect of the panels is most impressive.



**Cubic**

Mini twin brother of the Cube. Thanks to the significant differences in thickness on a small surface, it creates a staggering 3D effect adding originality and panache to the interior. In combination with Pixel, it unlocks potential for maverick wall arrangement. Perfect for small, compact compositions.



**Dots**

The power of simplicity. Dots is a collection of circles available in 4 thicknesses. Unlimited arrangement possibilities and the wide selection of Fluffo colours constitute a wonderful inspiration to a daring investor and designer. Even a small number of scattered Dots will add character to your interior.



**Flow 2.0**

Classic, discreet, elegant design. Thanks to its convex middle part, it gives the impression of being very solid. It will perform well not only fitted vertically between the ceiling and the floor but also, unruly, in a horizontal arrangement.



**Four**

Twin brother of the Pixel, but in a slightly larger version. Recommended wherever there is the intention of playing with colour and simple form. Available in 4 thicknesses. Perfect in combinations with Pixel, Line, Triada or Trinity creating eye-catching mosaics.



**Hexa**

A classic form observed in nature. Ideal for loose arrangements adding some originality and colour to the interior. Available in 4 thicknesses. The most popular stencil in our collection.



**Isos**

Inconspicuous, and at first glance, not very obvious triangle with a "hump" in the middle, providing the possibility of creating original rosettes or wavy, horizontal arrangements. A great tool in the hands of a daring designer.



**Line**

Natural supplement to the Fluffo basic forms collection. Recommended when you want the colour to dominate. Available in 4 thicknesses. Great in combinations with Pixel and Four.



**Link 2.0**

Big, thick panel, which shows its strength on vast surfaces. Also recommended as a loose arrangement of several elements creating abstract wall decoration.



**Nike**

Our take on the honeycomb. The panel is available in 4 thicknesses, enabling the achievement of the uneven plane effect. It will also look great in a scattered arrangement with plenty of "air" between the panels.



**Oblong**

Not an obvious take on the oval shape. Gives the opportunity to discover strength within a simple form. With skilfully chosen colour scheme, you can achieve a glamorous design, simple and ingenious at the same time. Available in 4 thicknesses. It looks great in combination with Dots.



**Pixel**

Classic, small square in four different thicknesses. Unlimited arrangement and colour play possibilities. A wall filled with squares of different thicknesses gives an amazing impression of spatiality.



**Triada**

Isosceles triangle - lately a very fashionable motive - enabling the creation of eye-catching, colourful arrangements. Perfect in the form of a compact composition as well as a scattered arrangement. Available in 4 thicknesses.



**Trinity**

Rectangular triangle available in 4 thicknesses. Its strength is exposed in a compact mosaic arrangement, showing off its sharp edges and colours. Essential element in the more complex compositions with Four, Line and Pixel panels.



### **Twist**

The most complicated and at the same time most elegant shape in the Fluffo collection. The arrangement seems extremely light. The middle part of the panel slightly rising above the wall surface gently highlights its three-dimensional properties. Ideal design for glamour interiors.

## What is Fluffo made of?

### Fluffo layer (1mm)

The colourful Fluffo finish. Millions of tiny polyamide fibres (1mm in length) glued vertically to the surface. Remember! Fluffo finish is antistatic and light-fast.

### Foam layer (2 to 5 cm)

Flexible, high density polyurethane foam exceptionally resistant to ageing.

## Installation

The installation of the Fluffo panels is simple, quick and clean.

You can do it yourself with no problem. We always enclose the installation instructions to each shipment.

The panels should be affixed to the wall using a flexible mounting adhesive with high initial bonding. Since Fluffo panels are extremely light, they will not fall off the wall during the installation.

A thin layer of the adhesive should be applied to the outline of the panel, then press the panel firmly into place. After application of the adjacent panels, you can adjust their position. You are done!

Fluffo panels can be cut to obtain a desired dimension. The cut will reveal the white structure of the foam, that is why we cut panels only in the case when the cut edge will not be visible i.e. when it will be adjacent to the ceiling or a perpendicular wall.

Fluffo Fix is available in our Fluffo offer – it is a tested, odourless adhesive with high initial bonding and minimal shrinkage intended for Fluffo panel mounting.

The great advantage of this adhesive is the fact that it remains flexible up to 40 minutes, which allows the adjustment of the position and fit of the panels during the installation in order to obtain the perfect effect.

Fluffo Fix contains a special penetrating agent, thus there is no need for special wall preparation before panel installation. Just make sure that the wall is relatively even and free of dust.

Please see the downloads section for a complete installation guide.

## Maintenance

The Fluffo finish covering our panels is antistatic and does not attract dust. However, dust can settle on the panels just like on any furniture. Horizontal surfaces sticking out beyond the line of the adjacent panels are particularly vulnerable.

In order to remove dust, use a soft brush or a vacuum cleaner with a standard brush for upholstered furniture.

Lightweight stains can be removed with a soft sponge slightly moistened with diluted detergent. When cleaning please wipe the whole panel surface, so that you don't leave rubbing traces in one spot.

In extreme cases, when the stain penetrated into the panel and despite the cleaning is still visible, the dirty panel can be easily replaced with a new one.

Be sure not to over rub the panel surface with a wet sponge and avoid strong detergents, such as bleach or washing powder.

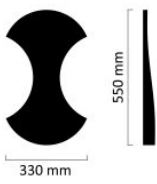
# FINISHES

## Colours



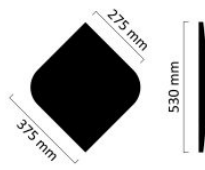
# DIMENSIONS

BOUNCE



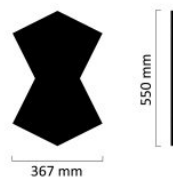
Thickness: 20 - 50 mm

CARO



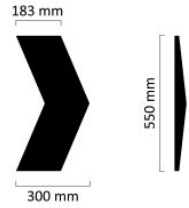
Thickness: 20 - 50 mm

CHAIN



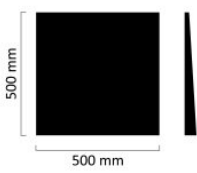
Thickness: 20 - 50 mm

CHEVRON




Thickness: 20 - 50 mm

CUBE



Thickness: 20 - 50 mm

CUBIC



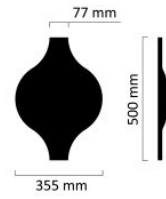
Thickness: 20 - 50 mm

DOTS



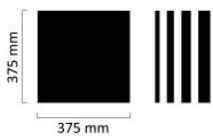
Thickness: 20, 30, 40, 50 mm

FLOW 2.0



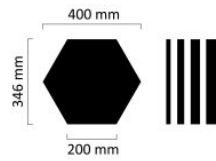
Thickness: 20 - 50 mm

FOUR



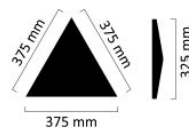
Thickness: 20, 30, 40, 50 mm

HEXA




Thickness: 20, 30, 40, 50 mm

ISOS



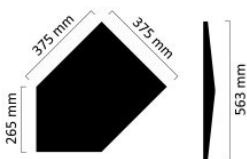
Thickness: 20 - 50 mm

LINE



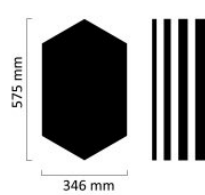
Thickness: 20, 30, 40, 50 mm

LINK 2.0



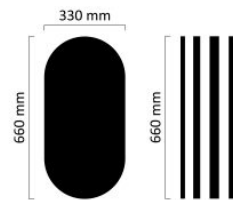
Thickness: 20 - 50 mm

NIKE




Thickness: 20, 30, 40, 50 mm

OBLONG



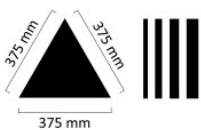
Thickness: 20, 30, 40, 50 mm

PIXEL



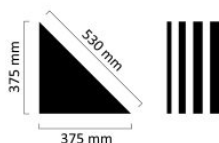
Thickness: 20, 30, 40, 50 mm

TRIADA



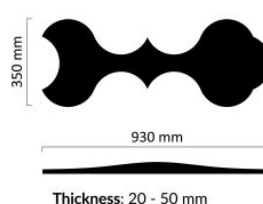
Thickness: 20, 30, 40, 50 mm

TRINITY



Thickness: 20, 30, 40, 50 mm

TWIST



Thickness: 20 - 50 mm



# CONFIGURATOR

Available variants:



Fluffo Bounce



Fluffo Caro



Fluffo Chain



Fluffo Chevron



Fluffo Cube



Fluffo Cubic



Fluffo Dots



Fluffo Flow 2.0



Fluffo Four



Fluffo Hexa



Fluffo Isos



Fluffo Line



Fluffo Link



Fluffo Nike



Fluffo Oblong



Fluffo Pixel



Fluffo Triada



Fluffo Trinity



Fluffo Twist



Fluffo Fix